

# FITTING INSTRUCTIONS

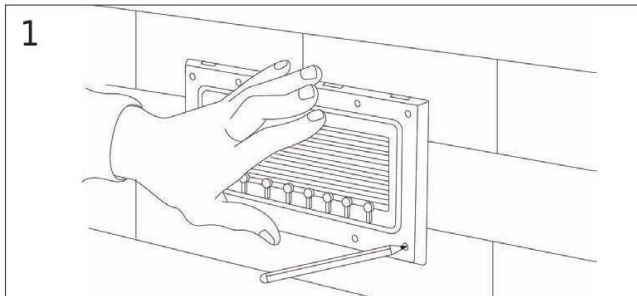
## Rodent Air Brick Cover



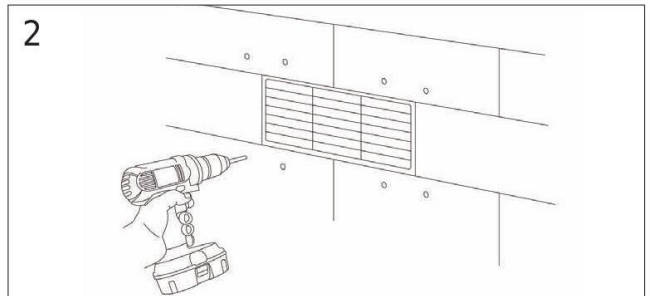
### Tools and fixings required:

Drill. Masonry drill bit. Spirit level.

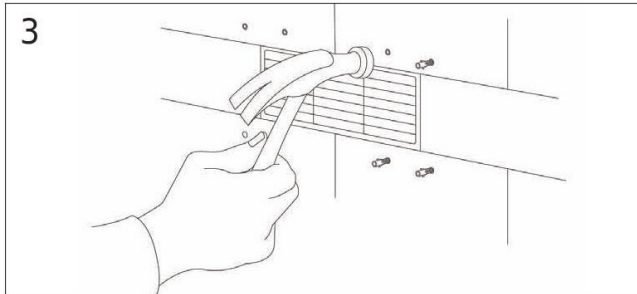
Position the frame and mark out the drill locations



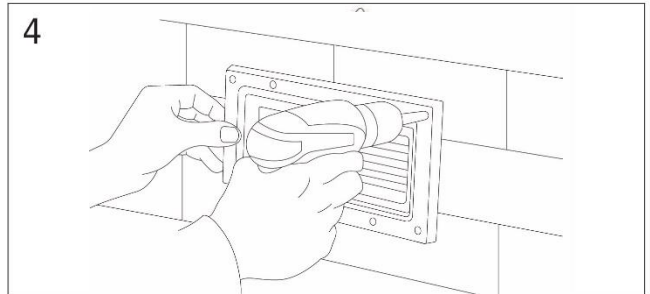
Drill the locations around the air brick.



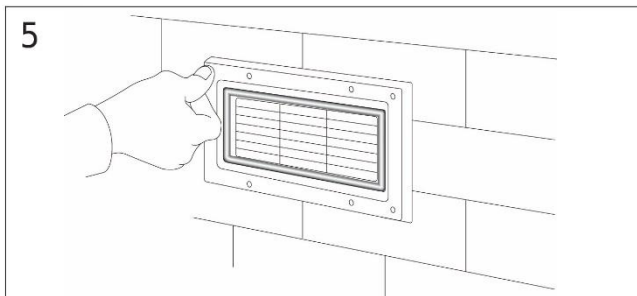
Insert the raw plugs into the wall



Screw the frame into the wall with the mesh behind



Push the tabs into the holes to finish



N.B. If you have any gaps around the back of the frame, use a rodent proof silicone to seal

Buffalo Pest Control have a range of products available to protect your home from infestations. Available on Amazon, eBay and [TheFloodCompany.co.uk](http://TheFloodCompany.co.uk).



Any Questions? Call 0800 999 5355

**TO FIGHT  
THE RAT,  
INSTALL THE  
BUFFALO**